

Date: _____
 Type: _____
 Fixture: _____
 Project: _____

Approved: _____

SSC4R Four-Inch Round Seamless Indoor Cylinder

Remote Drivers with Battery Backup



FEATURES

- Up to 7000 lumens (4000K)
- No visible seams or fasteners
- Tool-less field interchangeable optics
- Quick twist-lock mounting
- Multiple housing colors
- 93 CRI with 2 SDCM

PERFORMANCE

Beam Spread: 15°, 25°, 50°, 72°, 90°, Wall Wash
CCT Options: 2700K, 3000K, 3500K, 4000K, TW, DW
CRI: 93 CRI
Consistency: 2 SDCM (Luminaire to Luminaire)
Lumens: 500 - 7000 lumens (typical)
Lumen Maintenance: L70 > 70,000 hours

PHYSICAL

Mounting: Aircraft cable, cord, slope pendant, surface, wall with twist-lock canopy or through drywall using optional mud ring adapter.

Housing: No visible seams or fasteners, marine grade, corrosion resistant, solid aluminum extrusion, high pressure die-cast aluminum components, colored baffle.

Finish: Six stage chemical iron phosphate conversion pre-treatment. Polyester powder coat finish, 18 µm minimum, 3,000 hour salt spray test (ASTM B117) AAMA 2603 specification.

Warranty: 5-Year limited warranty

Lens: IK05 impact compliant, clear anti-glare tempered glass. The Soft Field Lens option provides diffusion, reduces glare, and enhances visual comfort.

Ingress Protection: Dry or damp locations IP43 rated

Weight: 3-7 lbs (Depending on Length)

Operating Temperature: -22°F to 104°F (-30°C to 40°C)

ELECTRICAL

Voltage: Universal 120 - 277 VAC, 347 VAC optional

Power Supply: Integral Class II, electronic high-power factor >.90, THD < 20%, FCC Title 47 Part 15 Class A.

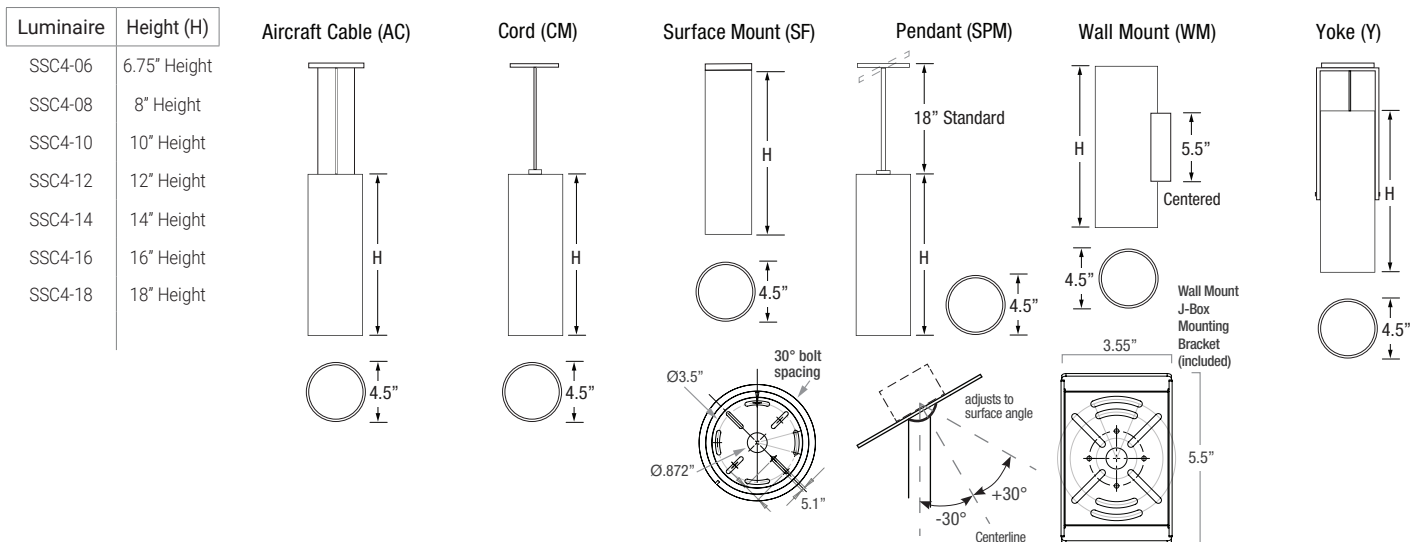
Power Consumption: Maximum 78W

Dimming: standard: 0-10V Dimming, 1%, optional: ET, XA, E1, E2, L1, T1, W1

Standards:

- cETLus Listed and RoHS Compliant.
- Tested to UL 1598 and UL 8750 standards / UL-Class I / IES LM-79 / LM-80 / FCC Part 15.

PHYSICAL DIMENSIONS



Due to continuous development and improvements, specifications are subject to change without notice. Product use certifies agreement to Solid State Luminaires terms and conditions.

Date: _____
 Type: _____
 Fixture: _____
 Project: _____

Approved: _____

SSC4R Four-Inch Round Seamless Indoor Cylinder

PRODUCT CODE

EXAMPLE: SSC4R-6-SPM18-UNV-930-10L-BKI-15-LD

MODEL	HEIGHT	MOUNTING	SUSP. LENGTH	VOLTAGE	COLOR	LUMENS	FINISH	OPTIC	DIMMING	OPTIONS	BATTERY
SSC4R											

MODEL
SSC4R
 LED DRIVER REMOTE (INDOOR)
 IP20, IK08, NEMA 1, -20°C to +50°C,
 30' MAX Distance with 12AWG

HEIGHT

6	6.75" Height
8	8" Height
10	10" Height
12	12" Height
14	14" Height
16	16" Height
18	18" Height

MOUNTING

AC	Aircraft Cable
CM	Cord Mount
SF	Surface Mount
SPM	Slope Pendant Mount
WM	Wall Mount
Y	Yoke (12" Max)

AC/CM/SPM SUSPENSION LENGTH
 Specify the optional suspension length in inches. (Top of luminaire to ceiling) (AC & CM 4"-120" Max, Field Adjustable) (SPM 18" Standard, 6"-120" Max; 61"-120" w/LD & ET Only and stem comes in 2 sections)
 *Consult factory & price guide for other lengths.

VOLTAGE

UNV	Universal 120 - 277 VAC
347V	347 VAC (0-10V LD Dim Only) (Min 25L)

COLOR*

927	(93CRI) 2700K
930	(93CRI) 3000K
935	(93CRI) 3500K
940	(93CRI) 4000K
TW	Tunable White (2700K-6500K)
DW	Dim-to-Warm (1850K-3100K)

*Other CCT/CRI options available upon request

LUMENS typical

05L	500 lm
10L	1000 lm
15L	1500 lm
20L	2000 lm
25L	2500 lm
30L	3000 lm
35L	3500 lm
40L	4000 lm
45L*	4500 lm
50L	5000 lm
55L	5500 lm
60L	6000 lm
65L	6500 lm (Min 8" H)
70L	7000 lm (Min 10" H)

*15 and 15S Beam Angle: 45L Min 14" H

FINISH

BKI	Black
BRI	Bronze
SLI	Silver
WHI	White
CCI	Custom Color

OPTIC nominal	w/SOFT FIELD*
15	Spot (15°) (45L Max)
25	Narrow Flood (25°)
50	Flood (50°)
72	Wide Flood (72°)
90	Very Wide Flood (90°)
15S	Spot (45L Max)
25S	Narrow Flood
50S	Flood
72S	Wide Flood
90S	Very Wide Flood
WW	Wall Wash (25° Only)

*Soft Field average light loss factor is 0.945

DIMMING

LD	0-10V Dimming, 1%
ET	ELV or TRIAC Driver (15 and 15S Beam Angles Max 35L, others Max 45L)
XA	DMX Dim to 0.1% (15 and 15S Beam Angles Max 40L, others Max 50L)
E1	eldoLED 0-10V, Dim to 0.1%, Dim-to-Off (15 and 15S Beam Angles Max 40L, others Max 50L)
E2	eldoLED DALI-2 Dim to 0.1% (15 and 15S Beam Angles Max 40L, others Max 50L)
L1	Lutron Hi-Lume 1% Ecosystem (Digital Dimming), Soft-on Fade-to-Black (15 and 15S Beam Angles Max 35L, others Max 40L)
T1*	0.1%, 0-10V, Tunable White (Only TW) (Not w/BBUR) (Not w/15, 15S angles) (Max 25L)
W1	0.1%, 0-10V, Dim-to-Warm (Only DW) (10L-20L) (Not w/BBUR) (Max 15L)

*TW version uses two 0-10V signals; one for CCT selection, one for intensity

OPTIONS

CO	Surface Mount Conduit Adapter
HC	Honeycomb Louver
MRA	Mud Ring Adapter
BRB	Bronze Baffle Finish (Black finish standard)
SLB	Silver Baffle Finish (Black finish standard)
WHB	White Baffle Finish (Black finish standard)

*Honeycomb Louver average light loss factor is 0.538

BATTERY

BBUR* BATTERY BACK-UP & LED DRIVER REMOTE (INDOOR), IP20, IK08, NEMA 1, 10°C to 50°C, 30' MAX Distance with 12AWG (w/UNV Option Only), 800 lm output, 2 hours 30 minutes run time

N/A (Leave blank if No Battery Backup Needed)

*BBUR recharge time is 24 hours

SSC4R Four-Inch Round Seamless Indoor Cylinder

LUMENS / WATTAGE typical

Model	Watts	Lumens
SSC4R	6.3 W	500 lm
15° Only	11 W	1000 lm
	15 W	1500 lm
	20 W	2000 lm
	25 W	2500 lm
	34 W	3000 lm
	43 W	3500 lm
	51 W	4000 lm
	63 W	4500 lm

Model	Watts	Lumens
SSC4R	6.3 W	500 lm
Other Beam Angles	10 W	1000 lm
	14 W	1500 lm
	20 W	2000 lm
	25 W	2500 lm
	31 W	3000 lm
	37 W	3500 lm
	41 W	4000 lm
	47 W	4500 lm
	51 W	5000 lm
	60 W	5500 lm
	65 W	6000 lm
	71 W	6500 lm
78 W	7000 lm	

IES Multiplier	
Color	Multiplier
927	0.92
930	0.95
935	0.98
940	1.00

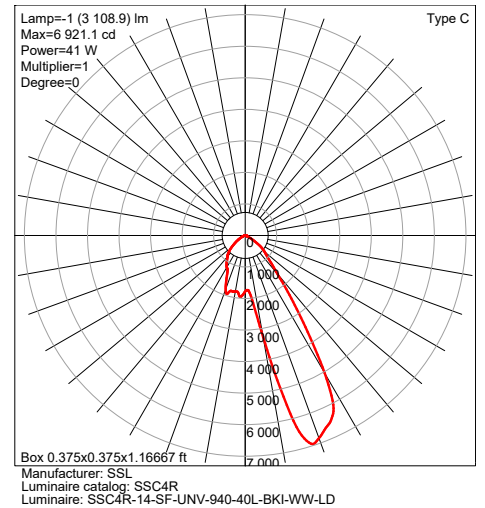
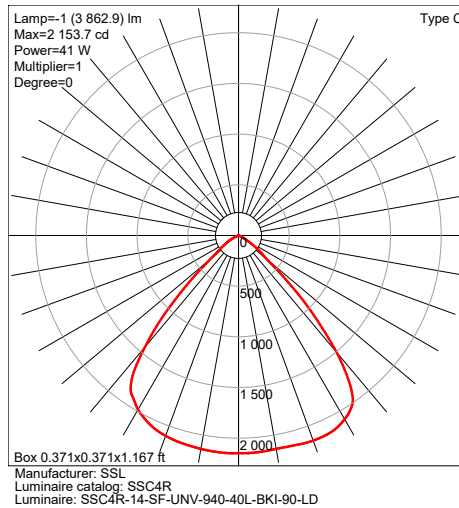
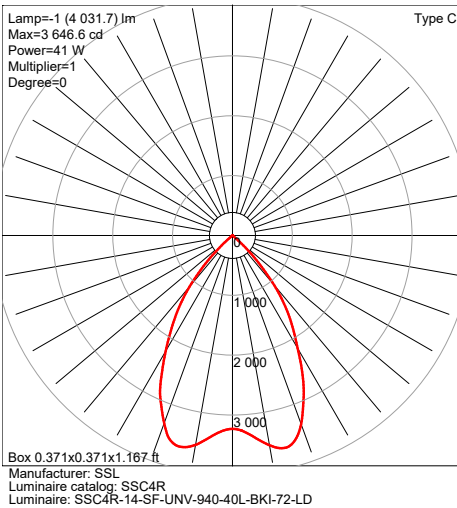
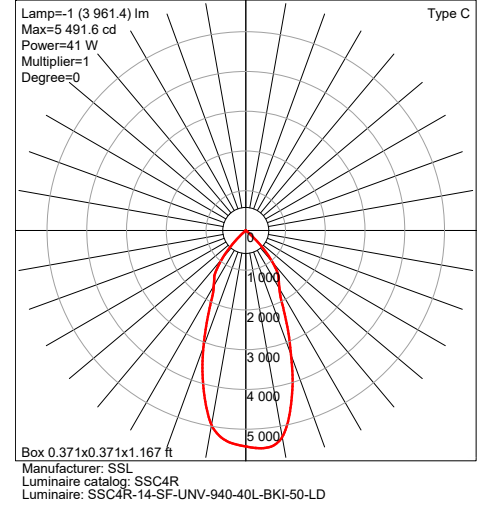
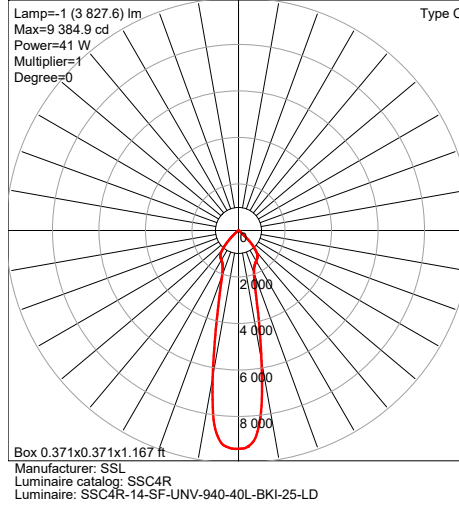
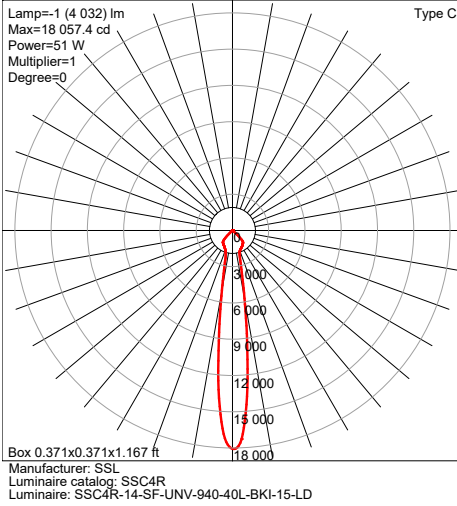
*83CRI@1.15 Consult factory.

TRIAC & ELV Approved Dimmer List	
Manufacturer	Manufacturer Part Number
Lutron	Glyder GLV-600
	Diva DVLV-600P
	Diva DV-600P
	Diva DVELV-600P(303)
	Maestro MALV-600
	Nova T NT-1000
	Nova T NTELV-600
	Skylark SLV-600P
Leviton	RadioRA2-10ND
	SureSlide 6633 Illumatech IPE04

0-10V Approved Dimmer List	
Manufacturer	Manufacturer Part Number
Lutron	Diva DVSTV-XX
	Diva DVSTV-453PH-WH1
Leviton	Illumatech 010-IP710-DLZ

SSC4R Four-Inch Round Seamless Indoor Cylinder

PHOTOMETRICS



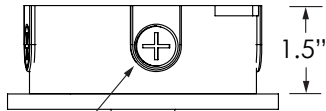
SSC4R Four-Inch Round Seamless Indoor Cylinder

CO Option

Surface Mount Conduit Adapter

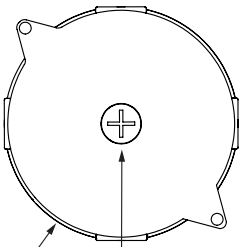
For wall or ceiling installation.
NOT for use in upright pier mount.

JUNCTION BOX



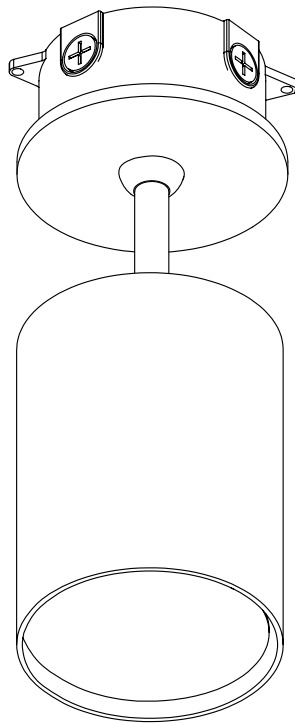
Ø 1/2"
Trade Size
Qty. 4 (Sides)

**TOP VIEW
JUNCTION BOX**
(Hole Center Top)



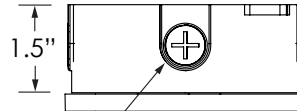
Ø 4"
Ø 1/2"
Trade Size
(Threaded holes for 1/2"
threaded conduit, with plugs)

**SURFACE MOUNT
CONDUIT ADAPTER**
(for SPM Cylinders)



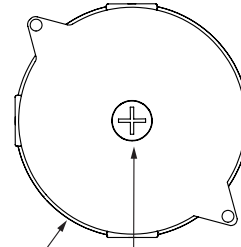
For wall or ceiling installation.
NOT for use in upright pier mount.

JUNCTION BOX



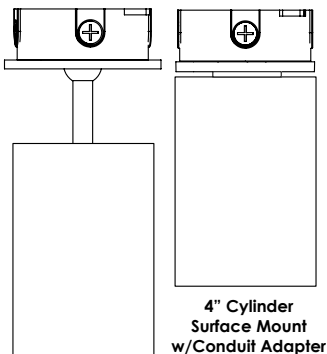
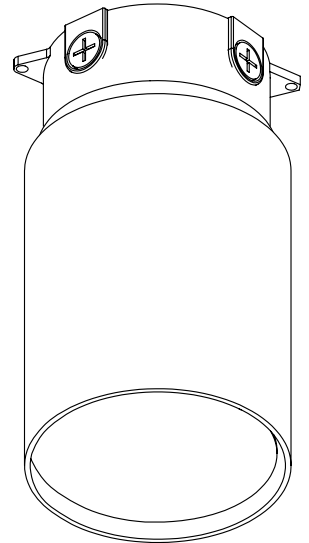
Ø 1/2" Trade Size
Qty. 4 (Sides)

**TOP VIEW
JUNCTION BOX**
(Hole Center Top)



Ø 4"
Ø 1/2"
Trade Size
(Threaded holes for 1/2"
threaded conduit, with plugs)

**SURFACE MOUNT
CONDUIT ADAPTER**
(for AC, CM, SF Cylinders)



4" Cylinder
Slope Pendant
w/Surface Mount
Conduit Adapter

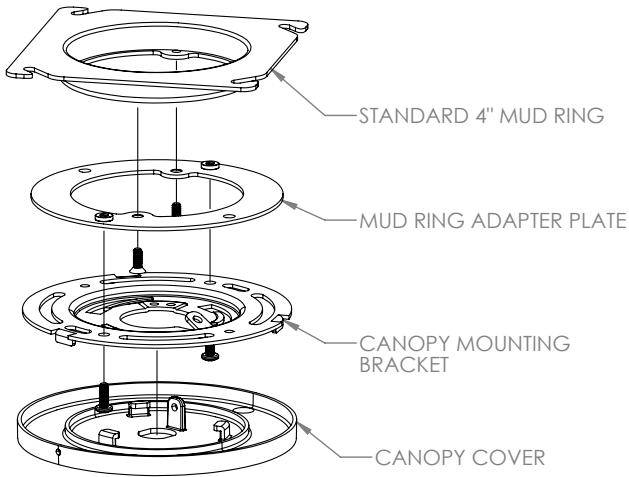
4" Cylinder
Surface Mount
w/Conduit Adapter

**Surface Mount Conduit Adapter can be added to any
of the AC, CM, SF and SPM Mounts**

SSC4R Four-Inch Round Seamless Indoor Cylinder

MRA Option

Mud Ring Adapter



BATTERY BACK-UPS

BBUR - BATTERY BACK-UP & LED DRIVER REMOTE (INDOOR), IP20, IK08, NEMA 1, 10°C to 50°C, 30' MAX Distance with 12AWG

