

Date:	Approved:
Type:	
Luminaire:	
Project:	

COVELINE



The **COVELINE** is a powerful and versatile cove luminaire with seven optical solutions. **COVELINE** is available in a 1 ft or 4 ft nominal lengths and offers 27K, 3K, 35K or 4K color temperatures. The housing is constructed of extruded aluminum with tooled end caps and is IP20 rated for interior use only. It's Chicago Code Compliant meeting the standards for application use in Chicago, IL and features Plug N' Play connectors for easy installation. Flicker free dimmable to 3% full brightness with ELV reverse phase dimming.



QuickShip max order = 25 pcs

SPECIFICATIONS

PHYSICAL

beam spread	10°, 25°, 40°, 120°, 10° x 40°, 30° x 60°, 67° x 140°
LEDs per foot	7 per foot
mounting	standard: surface mount bracket with (+/- 15° from center), optional: ADB2 full 180° rotation (+/- 90° from center)
housing	extruded aluminum housing with tooled end caps
lens	etched polycarbonate
ingress protection	dry interior locations IP20 rated
luminaire connections	daisy chain with male and female, 3-PIN, plug-n-play connectors, Chicago Code Compliant (CCC)
weight	1 ft (1 lbs), 4 ft (4 lbs)

PERFORMANCE

color temperature	2700K, 3000K, 3500K, 4000K
lumen output	700 lm/ft, 750 lm/ft, 875 lm/ft, 930 lm/ft
lumen maintenance	L70 ≥ 70,000 hours
temperature	operating: -4°F to 104°F (-20°C to 40°C), start up: -4°F to 104°F (-20°C to 40°C), storage: -40°F to 176°F (-40°C to 80°C)
color consistency	3 SDCM, CRI ≥ 84 CRI, optional 90 CRI
warranty	5 year limited warranty

ELECTRICAL

input voltage	Universal 120 - 277 VAC
power supply	integral Class II, electronic high-power factor 94% @ 120V
interface	dimmable to 3% full brightness, (ELV) electronic low-voltage reverse phase, synchronized w/ soft shut-off
certification	ETL/cETL Listed
standards	UL 1598, CSA C22.2 No. 250.0 - Class I, IES LM-79/LM-80
power consumption	1 ft @ full power (10W), 4 ft @ full power (40W)



Ordering Information

Select options next to clock symbol to qualify your order.

QuickShip max order = 25 pcs

PART NUMBERS

CVL	MODEL	LENGTH	CCT	CRI	OPTICS	OPTIONS
☑ CVL	CoveLine	☑ 1 12 in [305 mm]	27K 2700K	☑ CRI80 84 CRI (standard)	☑ 10 10° beam	☑ CVLL-1* CoveLine Louver (1 ft)
		☑ 4 46.8 in [1219 mm]	☑ 3K 3000K	☑ CRI90 90 CRI (optional)	☑ 25 25° beam	☑ CVLL-4* CoveLine Louver (4 ft)
			☑ 35K 3500K		☑ 40 40° beam	DVL-1 Direct View Lens (1 ft)
			4K 4000K		☑ 120 120° beam	DVL-4 Direct View Lens (4 ft)
					☑ 1040 10° x 40° beam	DVL-ENDCAP Direct View Lens End Cap (pair) <i>must have 1 pair for every DVL</i>
					☑ 3060 30° x 60° beam	*must use with ADB2
					67140 67° x 140° beam	

Cable Accessories (Indicate the quantity needed for each item.)

REQUIRED: Starter Cable (SC6) and Terminator Cap (TCAP) for every run. **Maximum Run Length** = 60 feet

- ☑ _____ SC6 6 ft Starter Connection Cord
- ☑ _____ TCAP Terminator Cap
- ☑ _____ EC06 6 inch Extension Cord
- ☑ _____ EC12 12 inch Extension Cord
- ☑ _____ EC24 24 inch Extension Cord
- ☑ _____ EC60 60 inch Extension Cord

Mounting Options (Indicate the quantity needed for each item.)

- _____ ADB2 180° Adjustable Bracket
- _____ CA2-6 Cantilever Arm - 6 in
- _____ CA2-12 Cantilever Arm - 12 in
- _____ CA2-18 Cantilever Arm - 18 in

Use Module Only to Convert 0-10V Signal to ELV Dimming

DIMO-10VELV is a dimming module that converts a 0-10V dimming signal to an ELV (electronic low-voltage) reverse phase dimming signal for ELV dimmable lighting products.

Control Components (Indicate the quantity needed for each item.) (1 module per run) (Indoor rated)

REQUIRED: Starter Cable (SC6) and Terminator Cap (TCAP) for every run.

- ☑ _____ DIMO-10VELV-UNV-OJBM-IJBM-BLA 0-10V ELV Dim Module, Output Junction Box Mount (12" lead wire), Input Junction Box Mount (12" lead wire), Interior Rated Enclosure, Black Anodized Alum.
- ☑ _____ DIMO-10VELV-UNV-OCPPM-ICPPM-BLA 0-10V ELV Dim Module, Output Conduit Pipe Mount (96" lead wire), Input Conduit Pipe Mount (96" lead wire), Interior Rated Enclosure, Black Anodized Alum.

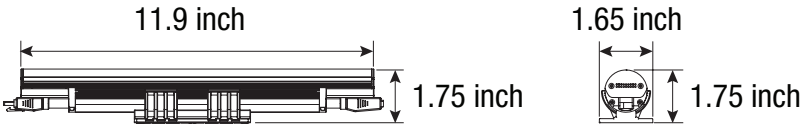
REQUIRED: Extension Cord (ECXX) XX=06, 12, 24, or 60 Inch Lengths (Pick Length to use based on 1st luminaire to DIMO-10VELV unit distance) and Terminator Cap (TCAP) for every run.

- _____ DIMO-10VELV-UNV-OSCM-IJBM-BLA 0-10V ELV Dim Module, Output Starter Cord Mount (6" lead wire), Input Junction Box Mount (6" lead wire), Interior Rated Enclosure, Black Anodized Alum.



Standard Dimensions

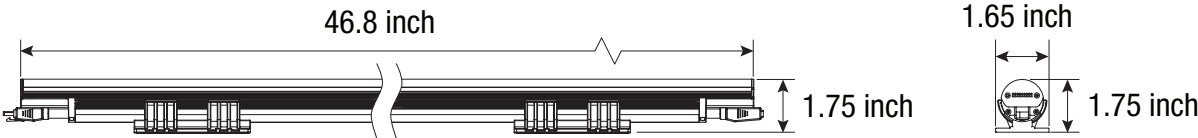
DIMENSIONS WITH STANDARD BRACKET



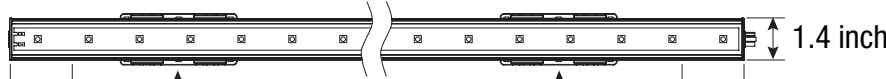
SIDE VIEW



TOP VIEW



SIDE VIEW



2 inch

Optimal Spacing for Bracket Installations is 16" apart

2 inch

TOP VIEW

TO PREVENT VOIDING THE WARRANTY, DO NOT INSTALL BRACKETS WITHIN 2" FROM THE LUMINAIRE ENDS

Due to continuous development and improvements, specifications are subject to change without notice.
 Product use certifies agreement to Solid State Luminaires terms and conditions.



Photometry

CVL-1

MODULE	LUMENS	WATTAGE	LPW	LM/FT
CVL-1-4K-10	1075	10	111	1075
CVL-1-35K-10	860	10	89	860
CVL-1-3K-10	989	10	103	989
CVL-1-27K-10	935	10	97	935
CVL-1-4K-25	1088	10	113	1088
CVL-1-35K-25	870	10	90	870
CVL-1-3K-25	1001	10	104	1001
CVL-1-27K-25	946	10	98	946
CVL-1-4K-40	1008	10	104	1008
CVL-1-35K-40	807	10	84	807
CVL-1-3K-40	928	10	96	928
CVL-1-27K-40	877	10	91	877
CVL-1-4K-120	1039	10	108	1039
CVL-1-35K-120	832	10	86	832
CVL-1-3K-120	956	10	99	956
CVL-1-27K-120	904	10	94	904
CVL-1-4K-1040	1084	10	112	1084
CVL-1-35K-1040	868	10	90	868
CVL-1-3K-1040	998	10	103	998
CVL-1-27K-1040	944	10	98	944
CVL-1-4K-3060	1065	10	110	1065
CVL-1-35K-3060	852	10	88	852
CVL-1-3K-3060	980	10	102	980
CVL-1-27K-3060	927	10	96	927
CVL-1-4K-67140	976	10	101	976
CVL-1-35K-67140	781	10	81	781
CVL-1-3K-67140	898	10	96	898
CVL-1-27K-67140	849	10	88	849
CVL-1-4K-3060-CVLL-1	854	10	89	854
CVL-1-35K-3060-CVLL-1	683	10	71	683
CVL-1-3K-3060-CVLL-1	786	10	81	786
CVL-1-27K-3060-CVLL-1	743	10	77	743
CVL-1-4K-3060-DVL-1	888	10	92	888
CVL-1-35K-3060-DVL-1	710	10	74	710
CVL-1-3K-3060-DVL-1	817	10	85	817
CVL-1-27K-3060-DVL-1	772	10	80	772

CVL-4

MODULE	LUMENS	WATTAGE	LPW	LM/FT
CVL-4-4K-10	4240	38	112	1060
CVL-4-35K-10	3395	38	90	849
CVL-4-3K-10	3905	38	103	976
CVL-4-27K-10	3692	38	98	923
CVL-4-4K-25	4238	38	112	1060
CVL-4-35K-25	3391	38	90	848
CVL-4-3K-25	3899	38	103	975
CVL-4-27K-25	3687	38	98	922
CVL-4-4K-40	4164	38	110	1041
CVL-4-35K-40	3331	38	88	833
CVL-4-3K-40	3831	38	101	958
CVL-4-27K-40	3623	38	96	906
CVL-4-4K-120	4166	38	110	1041
CVL-4-35K-120	3333	38	88	833
CVL-4-3K-120	3833	38	101	958
CVL-4-27K-120	3624	38	96	906
CVL-4-4K-1040	4204	38	111	1051
CVL-4-35K-1040	3363	38	89	841
CVL-4-3K-1040	3868	38	102	967
CVL-4-27K-1040	3658	38	97	914
CVL-4-4K-3060	4221	38	112	1055
CVL-4-35K-3060	3377	38	89	844
CVL-4-3K-3060	3883	38	103	971
CVL-4-27K-3060	3672	38	97	918
CVL-4-4K-67140	3852	38	102	963
CVL-4-35K-67140	3082	38	82	770
CVL-4-3K-67140	3544	38	94	886
CVL-4-27K-67140	3352	38	89	838
CVL-4-4K-3060-CVLL-4	2739	38	72	685
CVL-4-35K-3060-CVLL-4	2191	38	58	548
CVL-4-3K-3060-CVLL-4	2520	38	67	630
CVL-4-27K-3060-CVLL-4	2333	38	63	596
CVL-4-4K-3060-DVL-4	3652	38	97	913
CVL-4-35K-3060-DVL-4	2921	38	77	730
CVL-4-3K-3060-DVL-4	3360	38	89	840
CVL-4-27K-3060-DVL-4	3177	38	84	794

PERFORMANCE

Model	Delivered Lumens			
	2700K	3000K	3500K	4000K
CVL-1	700	750	875	930
CVL-4	2800	3000	3500	3720

Due to continuous development and improvements, specifications are subject to change without notice.
 Product use certifies agreement to Solid State Luminaires terms and conditions.

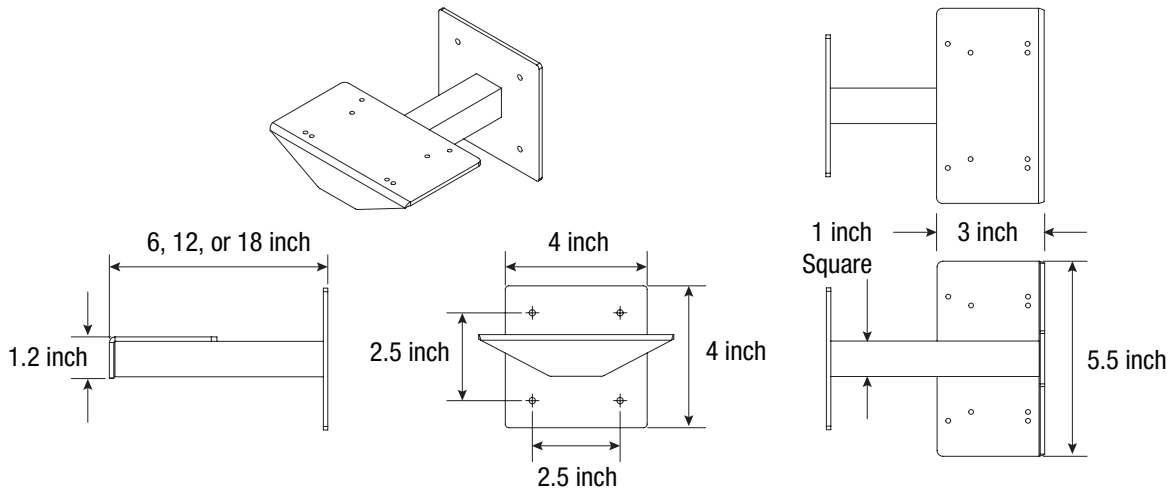
 US Commercial Lighting Manufacturer Since 1982



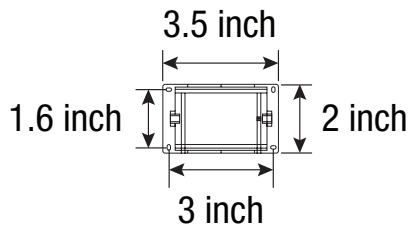
Mounting Options

CANTILEVER ARM - Available in 3 Lengths

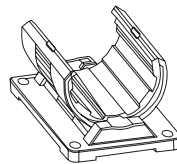
CA2	(A) arm length	mounting height (B)	mounting width (C)	bracket plate length (D)	bracket plate width (E)	CVLL	CA2 Requirement
CA2-6	6"	4"	4"	3"	5.5"	1'	1
CA2-12	12"					4'	2
CA2-18	18"						



OPTIONAL ADJUSTABLE BRACKET (ADB2)

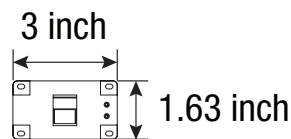


TOP VIEW

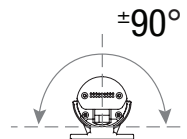


Multi-Directional.

- Adjusts +/-90°
- Mounts to horizontal or vertical surfaces
- Easy installation w/luminaire in position



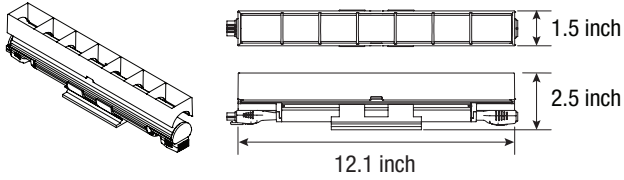
BOTTOM VIEW



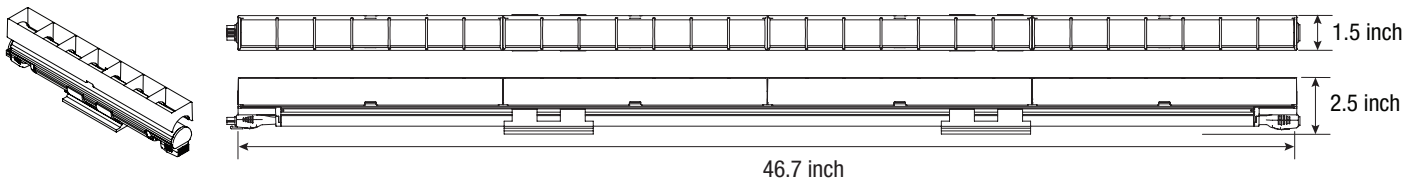


Accessories

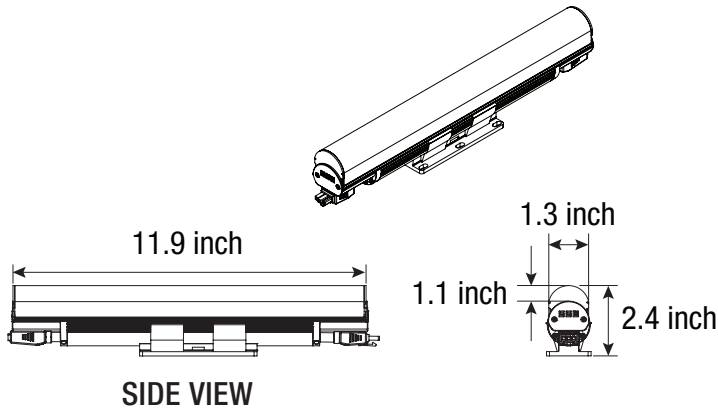
LOUVER (BLACK) - CVLL



	1FT	4FT
height	2.5"	2.5"
length	12.1"	46.7"
width	1.5"	1.5"



DIRECT DIFFUSER LENS - DVL



	1FT	4FT
total height	2.4"	2.4"
diffuser height	1.1"	1.1"
length	11.9"	46.8"
width	1.3"	1.3"



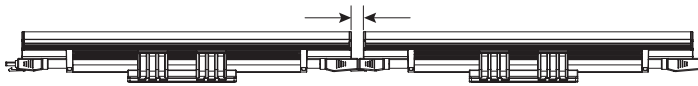
Connectivity Options

CONNECTIONS & CABLES

Daisy Chain 1FT Luminaires

A1

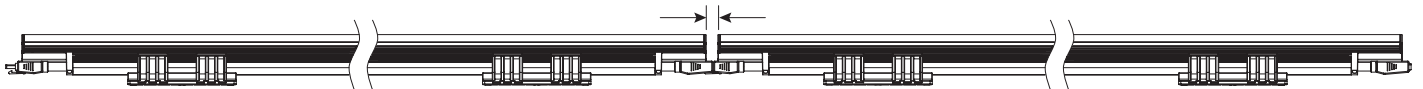
0.5 inch Minimal to 0.8 inch Maximum



Daisy Chain 4FT Luminaires

A4

0 inch Minimal to 0.6 inch Maximum



A1: MIN/.5" - MAX/.8" between luminaires

A4: MIN/0" - MAX/.6" between luminaires

B: SC6 - 6 ft. Starter Cord

C: EC6 6 inch Extension Cord

C: EC12 12 inch Extension Cord

C: EC24 24 inch Extension Cord

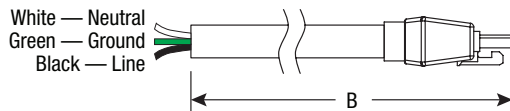
C: EC60 60 inch Extension Cord

D: TCAP 1.13 inch Terminator Cap

ENSURE FIRST LUMINAIRE IS ORIENTED TO ACCEPT MALE CONNECTOR STARTER CABLE

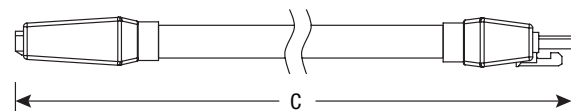
B: STARTER CABLES

Male Connector



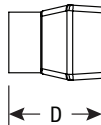
C: EXTENSION CABLES

Female Connector



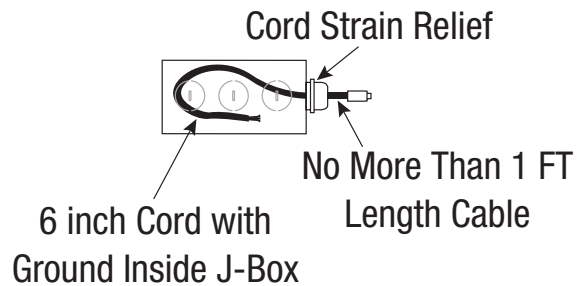
Male Connector

D: TERMINATOR CAP — TCAP



STAINLESS STEEL JUNCTION BOX WIRING FOR STARTER CONNECTION CORD — SC6

MC features Chicago Code Compliant (CCC) connectors. See below for Starter Connection Cord (SC6) setup details.



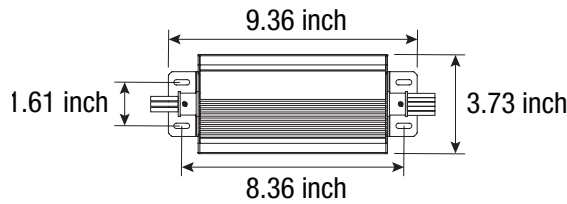


Control Components

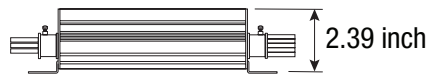
OVERALL DIMENSIONS (DIMO-10VELV)

Use Module Only to Convert 0-10V Signal to ELV Dimming

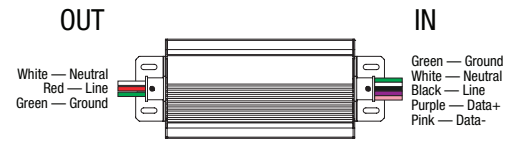
Converts 0-10V signal for ELV Dimming protocol.



TOP VIEW



SIDE VIEW



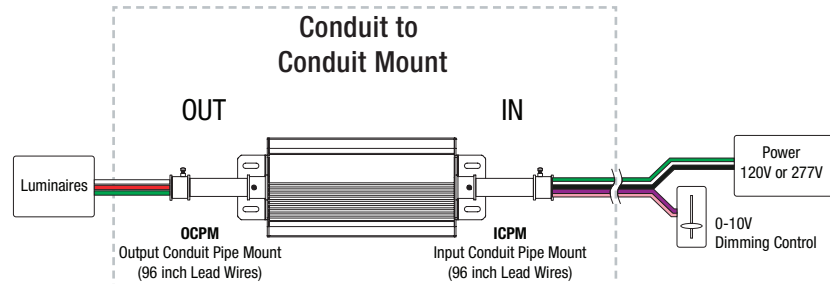
TOP VIEW



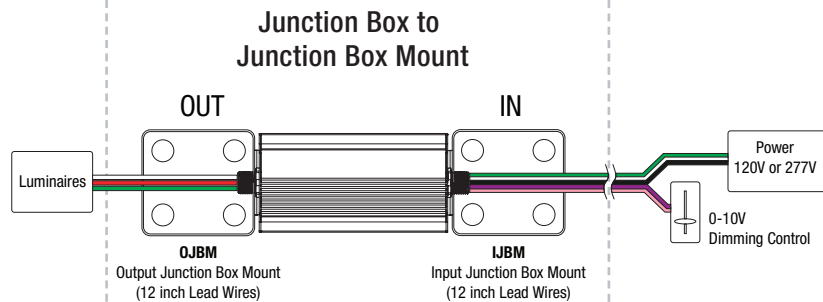
SIDE VIEW

CONNECTIVITY TYPES (DIMO-10VELV)

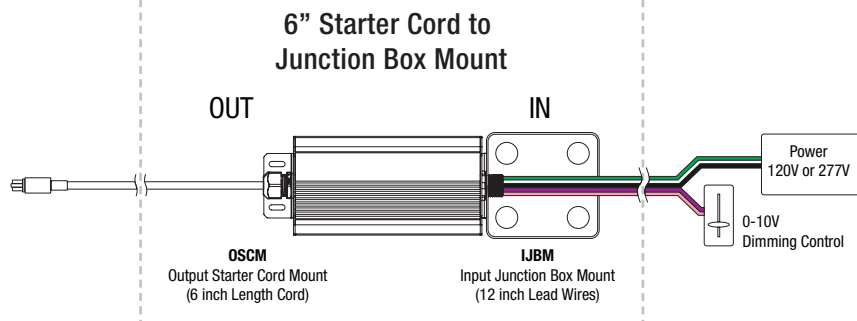
DIMO-10VELV-UNV-OJBM-IJBM-BLA



DIMO-10VELV-UNV-OCJBM-ICJBM-BLA



DIMO-10VELV-UNV-OSCM-IJBM-BLA



Due to continuous development and improvements, specifications are subject to change without notice. Product use certifies agreement to Solid State Luminaires terms and conditions.